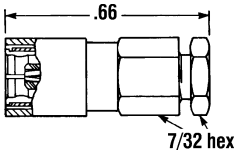
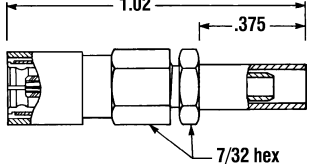
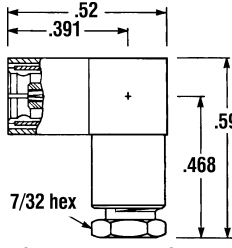
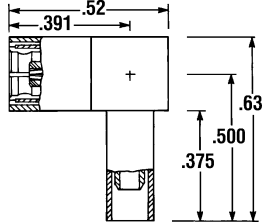
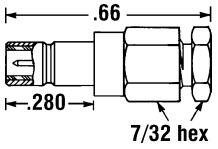
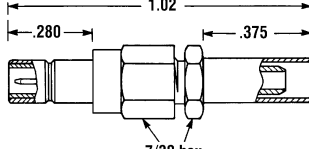
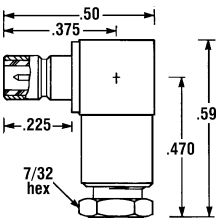
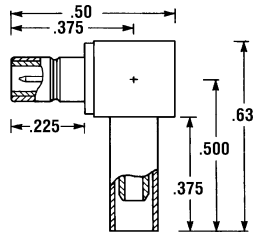
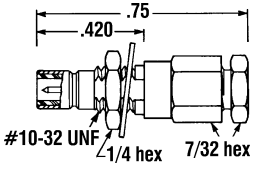
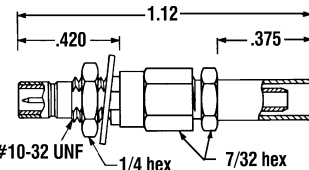
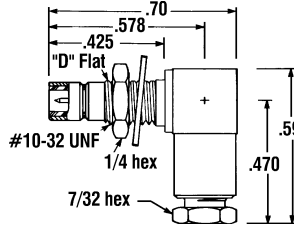
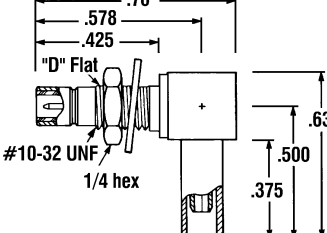
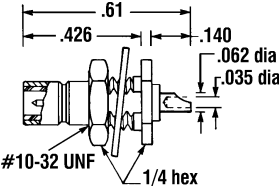
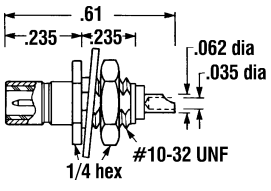
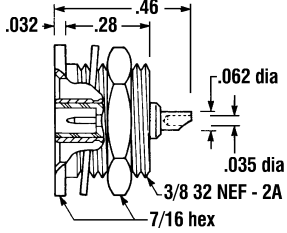
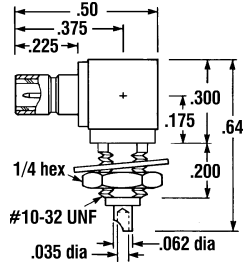


SMB CONNECTORS FOR FLEXIBLE & SEMI-RIGID CABLE, AND BULKHEAD RECEPTACLES

<p>6223-XX-*</p> <p>STRAIGHT FEMALE CABLE PLUG</p>  <p>Clamp for Flexible Cable Solder/Clamp for Cable Groups 30 & 31</p>	<p>6423-XX-*</p> <p>STRAIGHT FEMALE CABLE PLUG</p>  <p>Crimp Type</p>	<p>6226-XX-*</p> <p>RIGHT ANGLE FEMALE CABLE PLUG</p>  <p>Clamp for Flexible Cable Solder/Clamp for Cable Groups 30 & 31</p>	<p>6426-XX-*</p> <p>RIGHT ANGLE FEMALE CABLE PLUG</p>  <p>Crimp Type</p>
<p>6222-XX-*</p> <p>STRAIGHT MALE CABLE JACK</p>  <p>Clamp for Flexible Cable Solder/Clamp for Cable Groups 30 & 31</p>	<p>6422-XX-*</p> <p>STRAIGHT MALE CABLE JACK</p>  <p>Crimp Type</p>	<p>6262-XX-*</p> <p>RIGHT ANGLE MALE CABLE JACK</p>  <p>Clamp for Flexible Cable Solder/Clamp for Cable Groups 30 & 31</p>	<p>6462-XX-*</p> <p>RIGHT ANGLE MALE CABLE JACK</p>  <p>Crimp Type</p>
<p>6224-XX-*</p> <p>STRAIGHT MALE BULKHEAD CABLE</p>  <p>Clamp for Flexible Cable Solder/Clamp for Cable Groups 30 & 31</p>	<p>6424-XX-*</p> <p>STRAIGHT MALE BULKHEAD CABLE JACK</p>  <p>Crimp Type</p>	<p>6227-XX-*</p> <p>RIGHT ANGLE MALE BULKHEAD CABLE JACK</p>  <p>Clamp for Flexible Cable Solder/Clamp for Cable Groups 30 & 31</p>	<p>6427-XX-*</p> <p>RIGHT ANGLE MALE BULKHEAD CABLE JACK</p>  <p>Crimp Type</p>
<p>6225-*</p> <p>STRAIGHT MALE CHASSIS JACK RECEPTACLE</p>  <p>Nut in Front of Panel</p>	<p>6240-*</p> <p>STRAIGHT MALE CHASSIS JACK RECEPTACLE</p>  <p>Nut Behind Panel</p>	<p>6235-*</p> <p>RECESSED BULKHEAD MALE RECEPTACLE</p> 	<p>6233-*</p> <p>RIGHT ANGLE MALE CHASSIS JACK RECEPTACLE</p> 

XX SEE NOTE ON SPECIFICATION SHEET FOR CABLE GROUPS, MATERIAL, FINISH CODES AND MOUNTING HOLE SIZE.

* 1 indicates gold plating -7 indicates nickel plating

SMB BULKHEAD MOUNT, PANEL MOUNT, STRIPLINE & PRINTED CIRCUIT BOARD CONNECTORS



<p>6238-*</p> <p>STRAIGHT FEMALE CHASSIS PLUG RECEPTACLE</p> <p>Nut Behind Panel</p>	<p>6241-*</p> <p>BULKHEAD MOUNTED STRAIGHT FEMALE PLUG RECEPTACLE</p> <p>Nut in Front of Panel</p>	<p>6429-XX-*</p> <p>BULKHEAD MOUNTED STRAIGHT FEMALE CABLE PLUG</p> <p>Crimp Type</p>	<p>6126-*</p> <p>RIGHT ANGLE FEMALE BULKHEAD PLUG RECEPTACLE</p>																
<p>6229-XX-*</p> <p>BULKHEAD MOUNTED STRAIGHT FEMALE CABLE PLUG</p> <p>Clamp for Flexible Cable Solder/Clamp for Cable Groups 30 & 31</p>	<p>6902-*</p> <p>BULKHEAD MOUNTED RIGHT ANGLE MALE JACK P.C. BOARD RECEPTACLE</p>	<p>6111-1-*/ 6111-2-*</p> <p>STRAIGHT MALE PANEL RECEPTACLE</p> <table border="1"> <tr> <th>6111-1</th> <th>6111-2</th> </tr> <tr> <td>A: .375</td> <td>A: .500</td> </tr> <tr> <td>B: .232</td> <td>B: .340</td> </tr> <tr> <td>C: .093</td> <td>C: .102</td> </tr> </table>	6111-1	6111-2	A: .375	A: .500	B: .232	B: .340	C: .093	C: .102	<p>6111R-1-*/ 6111R-2-*</p> <p>RIGHT ANGLE MALE PANEL RECEPTACLE</p> <table border="1"> <tr> <th>6111R-1</th> <th>6111R-2</th> </tr> <tr> <td>A: .375</td> <td>A: .500</td> </tr> <tr> <td>B: .232</td> <td>B: .340</td> </tr> <tr> <td>C: .093</td> <td>C: .102</td> </tr> </table>	6111R-1	6111R-2	A: .375	A: .500	B: .232	B: .340	C: .093	C: .102
6111-1	6111-2																		
A: .375	A: .500																		
B: .232	B: .340																		
C: .093	C: .102																		
6111R-1	6111R-2																		
A: .375	A: .500																		
B: .232	B: .340																		
C: .093	C: .102																		
<p>6263-*</p> <p>RIGHT ANGLE FEMALE PLUG RECEPTACLE</p>	<p>6250-X-*</p> <p>MALE JACK TO STRIPLINE - TOP LAUNCH</p> <table border="1"> <thead> <tr> <th>PART #</th> <th>DIM A</th> </tr> </thead> <tbody> <tr> <td>6250-1-*</td> <td>.031</td> </tr> <tr> <td>6250-2-*</td> <td>.063</td> </tr> <tr> <td>6250-3-*</td> <td>.125</td> </tr> </tbody> </table> <p>Specify Thickness of Stripline Non-captive Contact</p>	PART #	DIM A	6250-1-*	.031	6250-2-*	.063	6250-3-*	.125	<p>6250R-X-*</p> <p>RIGHT ANGLE MALE STRIPLINE - TOP LAUNCH</p> <table border="1"> <thead> <tr> <th>PART #</th> <th>DIM A</th> </tr> </thead> <tbody> <tr> <td>6250R-1-*</td> <td>.031</td> </tr> <tr> <td>6250R-2-*</td> <td>.063</td> </tr> <tr> <td>6250R-3-*</td> <td>.125</td> </tr> </tbody> </table> <p>Specify Thickness of Stripline Removable Rear Contact</p>	PART #	DIM A	6250R-1-*	.031	6250R-2-*	.063	6250R-3-*	.125	
PART #	DIM A																		
6250-1-*	.031																		
6250-2-*	.063																		
6250-3-*	.125																		
PART #	DIM A																		
6250R-1-*	.031																		
6250R-2-*	.063																		
6250R-3-*	.125																		
<p>6230-*</p> <p>STRAIGHT MALE JACK RECEPTACLE</p>	<p>6230B-*</p> <p>STRAIGHT MALE BULKHEAD JACK RECEPTACLE</p>	<p>6231-*</p> <p>RIGHT ANGLE MALE JACK RECEPTACLE</p>	<p>6246-*</p> <p>STRAIGHT FEMALE PLUG RECEPTACLE</p>																

XX SEE NOTE ON SPECIFICATION SHEET FOR CABLE GROUPS, MATERIAL, FINISH CODES AND MOUNTING HOLE SIZE; PRE-TINNED LEGS AND CONTACTS AVAILABLE BY ADDING SUFFIX "P" TO PART NUMBER (i.e., 6230P-1)

* 1 indicates gold plating, -7 indicates nickel plating